

PennEngineering®


SMALL SCREW INSERTION SYSTEM

BULLETIN

SST

STICKSCREW®
a **PEM**® Product

810
REV. 910



THE STICKSCREW® SYSTEM

The STICKSCREW® system offers manufacturers an extremely fast, accurate and efficient method of small screw insertion. The new and improved StickShooter® driver is designed to accommodate interchangeable nose assemblies.

This simple, low cost system combines a lightweight driver and “sticks” of up to 130 per 12” serially connected hex head screws. Simply insert the stick in the driver, advance to the second screw, squeeze the trigger, place the tip of the rotating screw into the hole and the screw is driven home, twisting off cleanly when precise seating torque is reached.

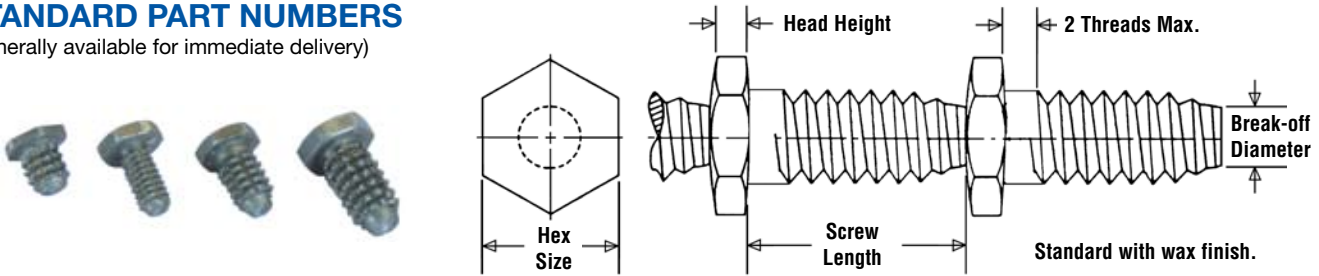
Custom screw designs, finishes, and coatings are available to meet the needs of specific applications.

The STICKSCREW® system benefits include:

- **Self-contained system.** No expensive tooling, jigs, or fixtures are required.
- **Designed to reduce repetitive motion stress injury.** Eliminates manual driving of screws.
- **Torque reliability.** Seating torque is built into the screw eliminating torque testing and ensuring the assembly is properly fastened.
- **Minimum operator training.** System can be applied to your production line with less than ten minutes training.
- **Inventory control simplified.** No loose or mixed screws. Less shelf space required.
- **Major productivity increase in small screw insertion.** Productivity increases are greater as screw diameters decrease since difficulty in handling loose screws is eliminated.
- **Interchangeable nose assemblies** enable quick tooling changeover for all screw hex sizes.

STANDARD PART NUMBERS

(Generally available for immediate delivery)



All dimensions are in millimeters (except hex size).

METRIC	Thread Size	Thread Type (1)	Catalog Part Number	Fastener Material	Hex (Nom.)	Screw Length ± 0.15	Hole Size ± 0.08	Head Height ± 0.25	OD Thread Major $+0.1 -0.15$	Screws Per Stick	Break-off Diameter ± 0.08	Break-off Torque $\pm 0.1 (N\cdot m)$
	M3 x 0.5	Thread Cutting	00STCM358	400 series stainless steel	5/32"	3.18	2.62	1.07	2.97	69	1.58	0.7
	M3 x 0.5	Thread Cutting	00STCM3512	400 series stainless steel	5/32"	4.75	2.62	1.07	2.97	49	1.58	0.7

(1) Thread cutting screw may be used in tapped hole. Performance may vary. Consult our technical department. For evaluation purposes, we will be happy to demonstrate and/or test standard product in your application.

THE STICKSCREW® SYSTEM

CUSTOM SCREWS

(If standard part will not meet your requirements)

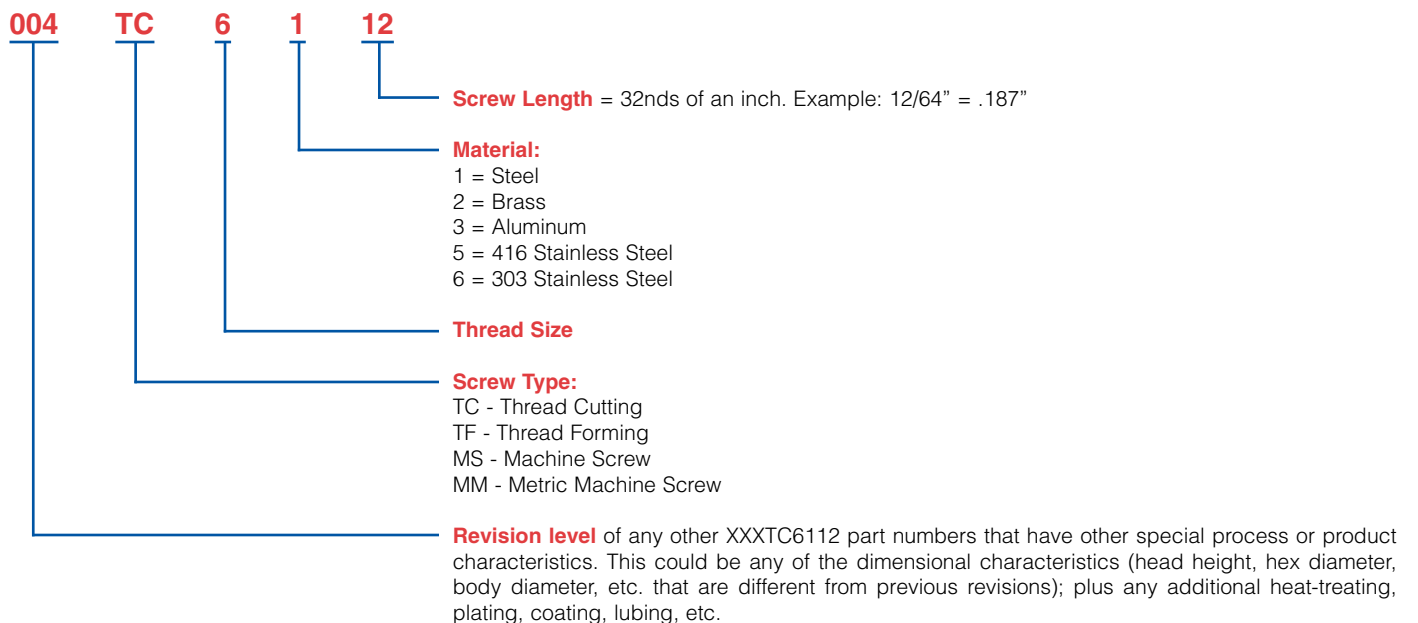
To order a custom screw, simply choose the product variable from each of the 7 categories listed below. Our technical staff will be happy to assist you to select the proper size and type of screw to meet your requirements.

1 Thread Type	Machine Thread Forming Thread Cutting
2 Thread Size	M1 M1.6 M2 M2.5 M3 M3.5 M4
3 Material	Steel CDA-360 Brass ⁽²⁾ 2011 Aluminum 400 Series Stainless Steel 300 Series Stainless Steel
4 Hex Size	2.4mm 3.2mm 4.8mm
5 Screw Length (Any increment)	From 1.5mm to 8mm
6 Head Height	From 0.76mm to 1.5mm
7 Finish	Zinc ⁽³⁾ Black Oxide Wax MicroLoc™ Plain ⁽⁴⁾ Dri-Loc® Vibra-Seal® Teflon®

(2) Chromate finish is available on brass screws to prevent tarnishing.
 (3) Standard on steel.
 (4) Standard for brass, aluminum, and stainless steel.

Dri-Loc® and Vibra-Seal® are registered trademarks of Loctite Corporation. Telfon® is a registered trademark of Dupont.

PART NUMBER DESIGNATION



THE STICKSCREW® SYSTEM

OPERATION



1) Load - Insert the stick into the back of the driver and advance to the second screw.



2) Drive - Squeeze the trigger to start the driver. Place the tip of the rotating screw into the hole and the screw is driven home, twisting off cleanly when precise seating torque is reached. The next screw is automatically indexed into the driving position.

Go to StickScrew portion of our website to see video of tool operation.

TOOLS

Our StickShooter™ air tools are lightweight, ergonomic, and quiet. These tools provide years of reliable operation. If needed, service and parts are available from the factory.


- Trigger activates pneumatic motor.
- Non-marring tip.
- Interchangeable and adjustable nose assemblies.
- Operates on 90 P.S.I. using 1/4" air line.



Pistol Grip
StickShooter™
Model PG-2000



In-Line StickShooter™
Model IL-2000



Nose assemblies are easily interchangeable



StickScrew FlexArm

- Allows a higher level of consistent quality to be maintained.
- Operator can position the driver to the part more accurately.

RoHS compliance information can be found on our website.
© 2010 PennEngineering.

Specifications subject to change without notice.
Check our website for the most current version of this bulletin.

PennEngineering®



STICKSCREW®

North America: Danboro, PA USA • E-mail: atlas@pemnet.com • Tel: +1-215-766-5987 • Fax: +1-215-766-5988 • 877-682-2505 (USA Only)

Europe: Galway, Ireland • E-mail: europe@pemnet.com • Tel: +353-91-751714 • Fax: +353-91-753541

Asia/Pacific: Singapore • E-mail: singapore@pemnet.com • Tel: +65-6-745-0660 • Fax: +65-6-745-2400

Shanghai, China • E-mail: china@pemnet.com • Tel: +86-21-5868-3688 • Fax: +86-21-5868-3988

Visit our PEMNET™ Resource Center at www.pemnet.com